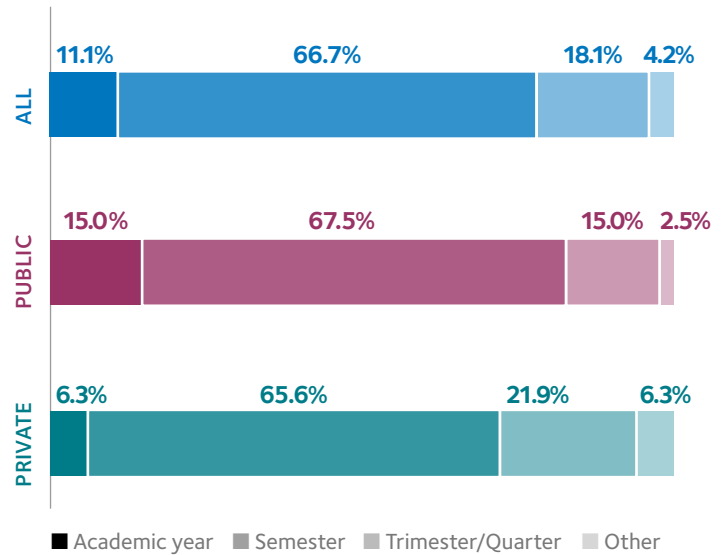
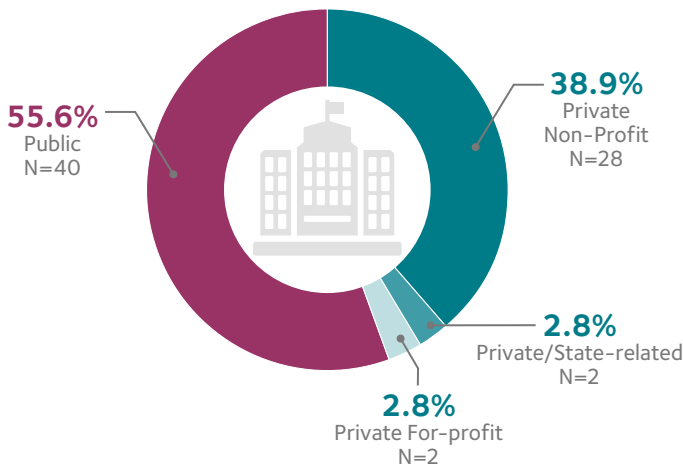


# U.S. Dental School Characteristics



**USING DATA FROM THE 2023-24 SURVEY OF DENTAL EDUCATION, WE EXAMINED CHARACTERISTICS OF THE 72 PREDOCTORAL PROGRAMS (D.D.S./D.M.D.)** in the United States by type of sponsoring institution. Two types of programs are compared in this infographic: those sponsored by public institutions, and those at private institutions. A little more than half of dental schools are public. Please note that the private category includes non-profit, for-profit, and state-related institutions.

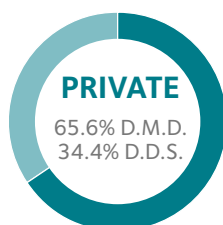
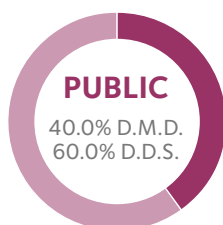
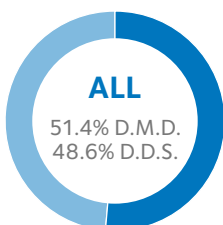
**ROUGHLY TWO-THIRDS OF DENTAL SCHOOLS, REGARDLESS OF TYPE, ARE ON A SEMESTER SYSTEM.** However, there were some minor differences between public and private schools. Public schools were more than twice as likely as private schools to operate on an academic year system.



**THE AVERAGE PROGRAM LENGTH** was about 2.5 weeks longer at private dental schools than at public ones.

**THE AVERAGE SIZE OF THE FIRST YEAR CLASS** varies by type of sponsoring institution. On average, first year classes in private dental schools were about 45% larger than at public dental schools.

**AVERAGE COST TO FIRST YEAR STUDENTS** (tuition and mandatory general fees, plus other costs like instruments, instructional materials, and health services) varies greatly in public schools by residency status, and between public in-state rates and private schools.



**THE TYPE OF DEGREE AWARDED (D.D.S. OR D.M.D.)** is divided almost evenly among all dental schools. Although the degrees mean the same thing, public schools are more likely to award a D.D.S., while private schools tend to award a D.M.D.

Source: ADA Health Policy Institute, Commission on Dental Accreditation 2023-24 Survey of Dental Education.