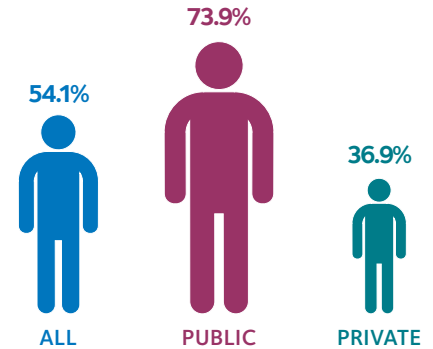
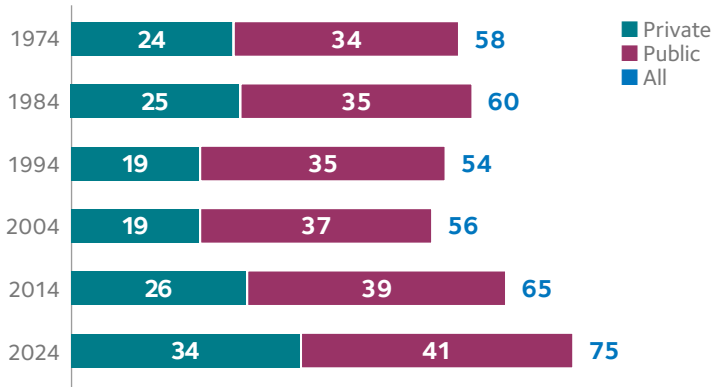
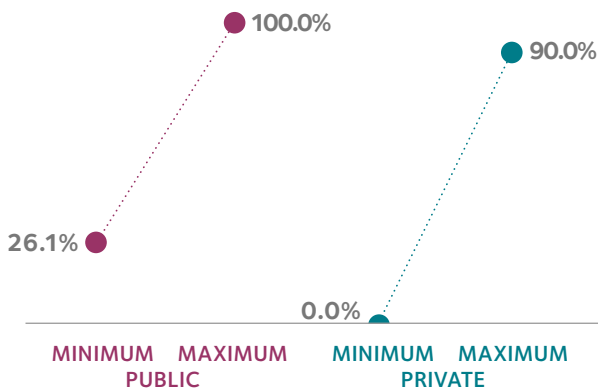


# In-state First Year Students at U.S. Dental Schools, 1974 to 2024

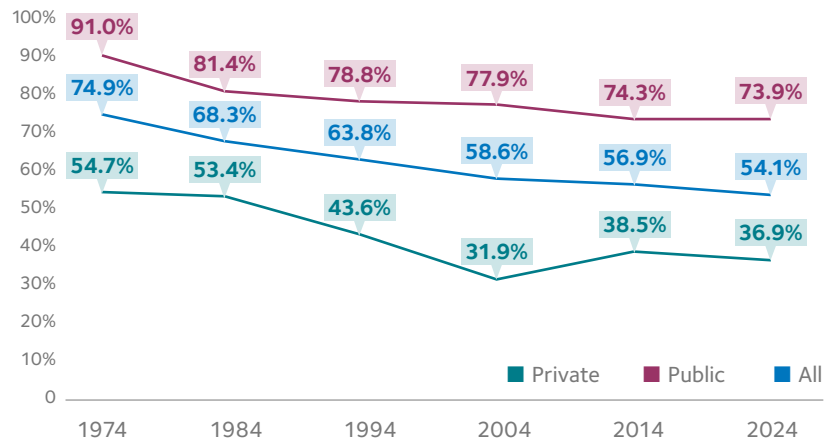


**MORE THAN HALF OF STUDENTS WERE IN-STATE** in the 2024-25 first year class, and public schools were twice as likely to have first year students from within their state than private schools.

USING DATA FROM THE CODA'S ANNUAL SURVEY OF DENTAL EDUCATION, WE EXAMINED IN-STATE FIRST YEAR STUDENTS over the last 50 years to get a general sense of how far students will travel to attend dental school and how this has changed over time.



**VARIATIONS IN THE PERCENTAGE OF IN-STATE STUDENTS** were evident within both types of schools. While three of the 41 public schools drew 100% of their first year class from within their state, three other schools had less than half. Meanwhile, private schools saw as much as 90% of first year students come from in-state.

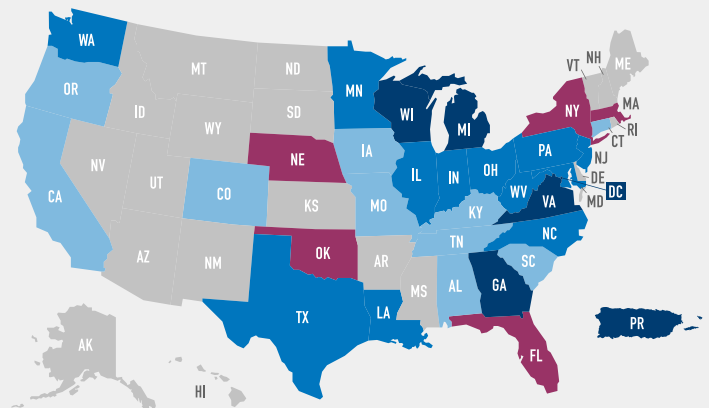


**THE PERCENTAGE OF IN-STATE FIRST YEAR STUDENTS DECREASED** over the last 50 years among all types of dental schools. While three-quarters of first year students at all schools were in-state in 1974, this percentage fell to 54.1% by 2024.

## LOOKING AT PERCENTAGES

**BY STATE**, most saw a decline in in-state dental students from 1974 to 2024. Among the 33 states that had a dental school at the beginning of this period, 28 experienced a decrease in their percentage of in-state first year dental students.

- 0% to +20% (5)
- -1% to -20% (10)
- -21% to -40% (13)
- More than -40% (5)
- No school (19)



Source: ADA Health Policy Institute, Commission on Dental Accreditation Surveys of Dental Education (selected years).

Acknowledgement: We would like to thank Dr. Charley Levy for sharing analysis that inspired a deeper dive into in-state first year student trends.